



**Board of Trustees**  
**SAN DIEGO**  
**COMMUNITY COLLEGE DISTRICT**

3375 Camino del Rio South, San Diego, CA 92108-3883 619-388-6500

Presented To Board  
 Of Trustees For  
 INFORMATION ONLY

5-24-12

No.

903.1

**Information**

**Subject:** Report on Student Transfer Outcomes 2010-2011

**Date:** 5/24/12

A. NAME OF AGENDA ITEM

Report on Student Transfer Outcomes 2010-2011

B. STATEMENT OF ISSUE/PURPOSE

1. Background and Purpose

Student transfer has been a primary mission of the community colleges since their inception. Successful transfer of students to four-year institutions is a core value of the District. The Office of Institutional Research and Planning routinely tracks transfer outcomes, including the number of students that transfer to various four-year institutions (transfer volume), as well as the transfer rate each year.

A summary of the transfer outcomes for City College, Mesa College, and Miramar College for the past five years is provided in Attachment A. Following are some highlights:


- Districtwide, the number of students who transferred to a four-year institution in 2010-2011 increased by 16% compared to the previous year. This pattern was consistent across all colleges (City 16%, Mesa 19%, and Miramar 14%).
- Latino students had the largest increase in the number of students transferring (44%), followed by American Indian students (33%), and African American students (29%).
- In terms of gender, male students had a higher increase in the number of students transferring (22%), compared to female students (16%).
- San Diego State University (SDSU) has remained the top transfer institution across all colleges for the last five years.

Recommended:

*Lynn Ceresino Neault*  
 Lynn Ceresino Neault  
 Vice Chancellor  
 Student Services

Approved for  
 Consideration:

*Constance M. Carroll*  
 Constance M. Carroll, Ph.D.  
 Chancellor



**Board of Trustees**  
**SAN DIEGO**  
**COMMUNITY COLLEGE DISTRICT**

3375 Camino del Rio South, San Diego, CA 92108-3883 619-388-6500

No.

903.2

**Information**

**Subject:** Report on Student Transfer Outcomes 2010-2011

**Date:** 05/24/12

**B. STATEMENT OF ISSUE/PURPOSE (Continued)**

**1. Background and Purpose (Continued)**

- The number of student transfers to SDSU in 2010-2011 increased 62% compared to 2009-2010. This significant increase was due to an augmentation in funding from the state, which allowed SDSU to accept transfer students in the Spring 2011 semester for the first time in several years.
- Over the last five years, University of California, San Diego (UCSD) has consistently been the second highest transfer institution for City College, Mesa College, and Miramar College students.
- The number of transfers to UCSD declined almost 10% in 2010-2011, compared to 2009-2010. This decline is likely due to increasing admission requirements and departmental impaction at UCSD.
- CSU San Marcos has been the third top transfer destination districtwide, until 2010-2011, when transfer admission was restricted to the local service area students. In 2010-2011, National University became the third top transfer institution.
- The number of transfers to CSU San Marcos declined (22%) in 2010-2011, compared to 2009-2010. This decline is due to campus impaction policies where the university gave admission priority to transfer applicants from the local service area, which made it very difficult for out-of-area students to be admitted (which includes City, Mesa, and Miramar Colleges).
- The number of students transferring to National University and University of Phoenix continues to rise. Since 2006-2007, there has been a 47% increase in student transfers to National University and a 29% increase in transfers to the University of Phoenix, compared to: a 17% increase in the number of transfers to SDSU; a 25% decline in transfers to UCSD; as well as a 48% decline in the number of transfers to CSU San Marcos.
- SDSU is the top transfer destination for all ethnic groups. UCSD is second most popular transfer institution, with the exception of African American students whose second highest transfer destination is University of Phoenix.



**Board of Trustees**  
**SAN DIEGO**  
**COMMUNITY COLLEGE DISTRICT**

*3375 Camino del Rio South, San Diego, CA 92108-3883 619-388-6500*

No. 903.3

**Information**

**Subject:** Report on Student Transfer Outcomes 2010-2011

**Date:** 05/24/12

**B. STATEMENT OF ISSUE/PURPOSE (Continued)**

**1. Background and Purpose (Continued)**

- The districtwide transfer rate has increased over the past three years (41% in 2008-2009 to 44% in 2010-2011).
- The transfer rate for the District (44%) is substantially higher than the statewide average (34%).
- The average transfer rate for all ethnic groups across the District is higher than the statewide average.
- When factoring in students who were transfer-prepared (completed 60 UC/CSU transferrable units) but did not transfer, the districtwide transfer rate increased to 51% in 2010-2011.

City College, Mesa College, and Miramar College continue to place a high priority on student transfer through advising, outreach, transfer workshops, and strong collaborative relationships with the universities in the region.

**2. Cost and Funding**

None.

**C. PROPOSAL**

None. This item is for information only.

\*Attachment A distributed to Board Members only.



11





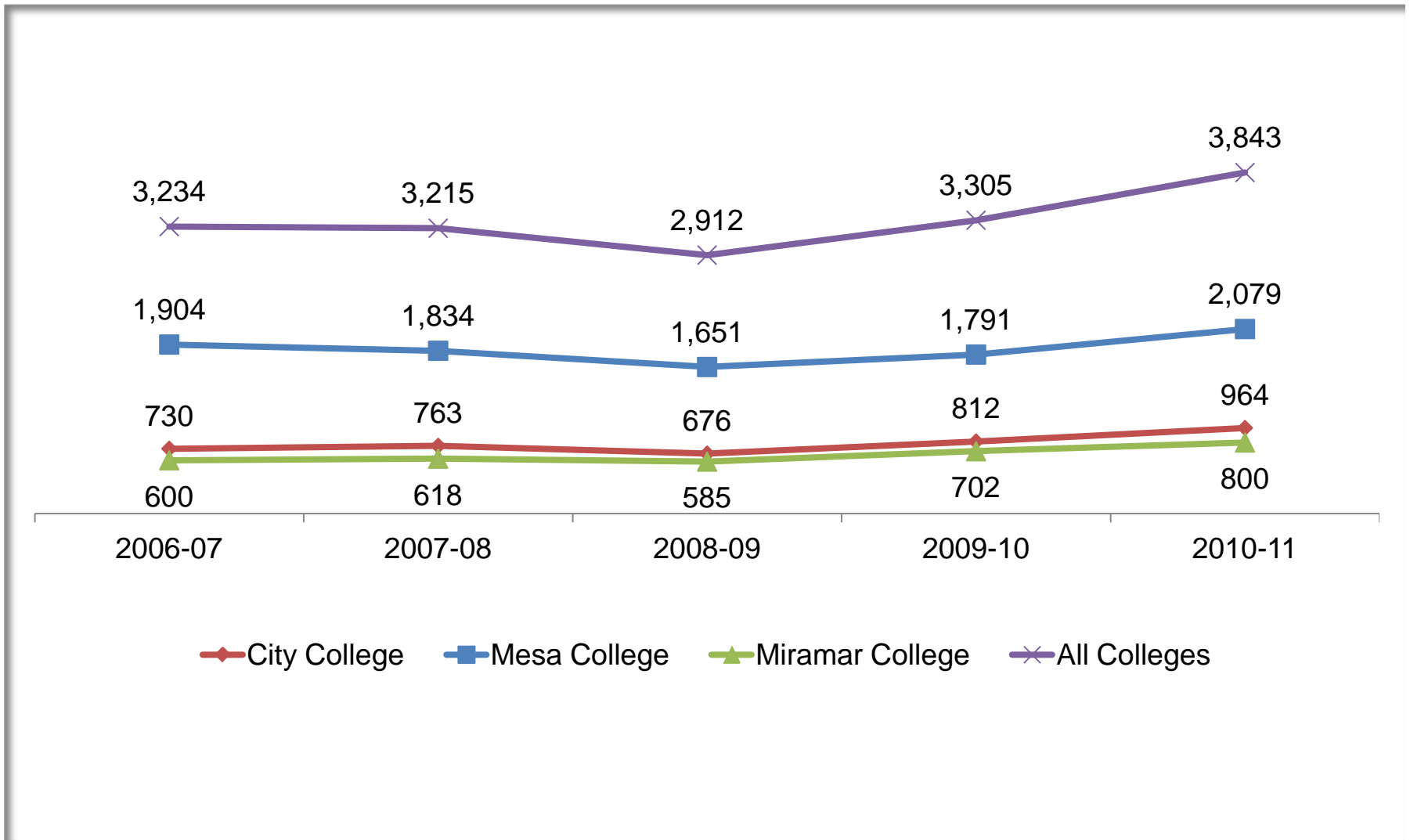
# Transfer Study

May 2012



**Office of Institutional Research and Planning**

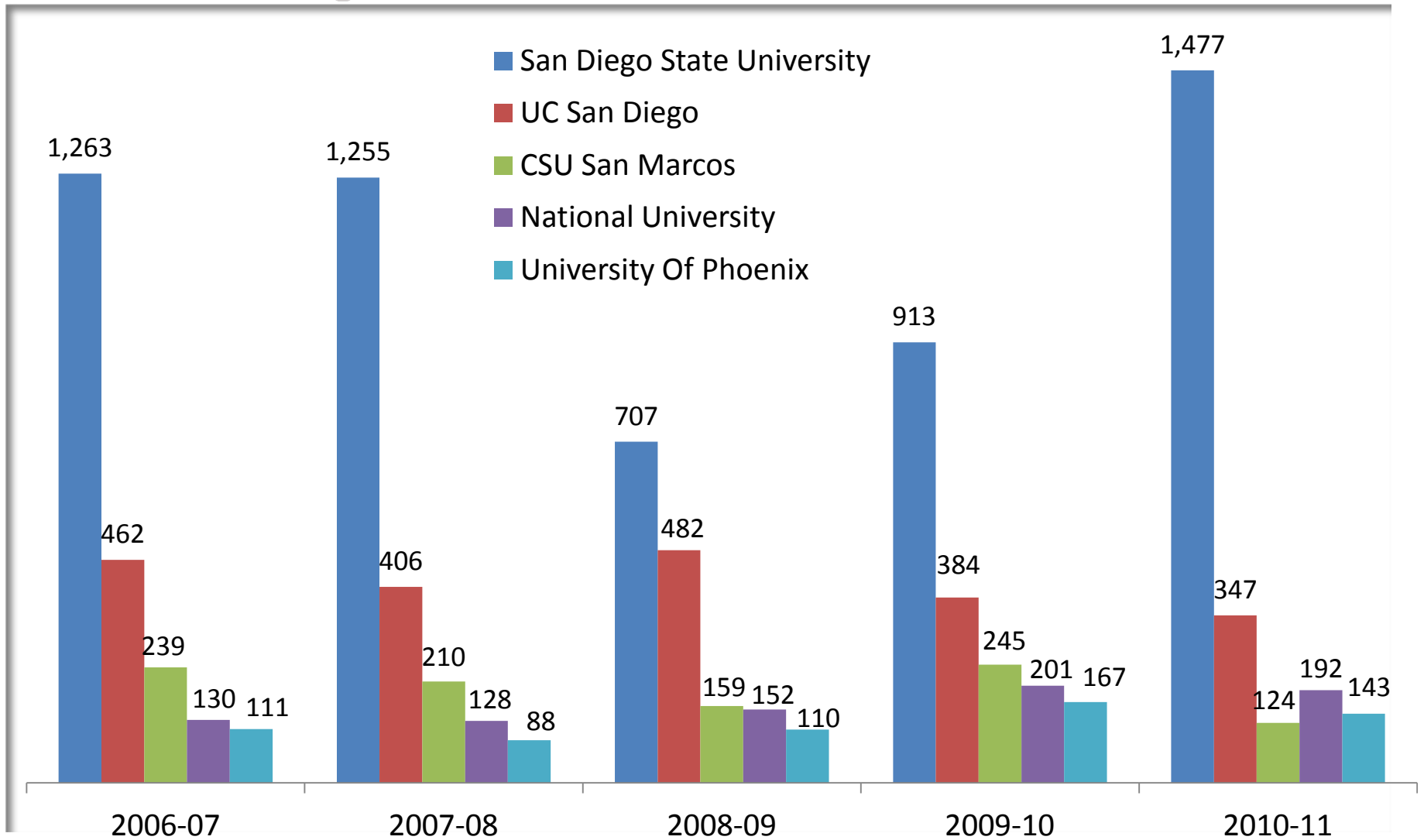
# Transfer Volume 2006/07 – 2010/11



# Transfer Volume by Demographics

- Overall, there was a 19% increase in transfer volume between 2006/07 and 2010/11. All ethnic groups showed increases in transfer volume:
  - African American: 29% increase
  - American Indian: 33% increase
  - Asian/Pacific Islander: 6% increase
  - Filipino: 4% increase
  - Latino: 44% increase
  - White: 16% increase
- Females had 16% increase compared to 22% increase for males

# Top Transfer Destinations





# 2006-2011 Transfer Destination Trends

- While the highest number of students consistently transfer to SDSU, there has only been a 17% increase since 2006/07.
- Increases in the number of transfers to other institutions:
  - National University 48%
  - University of Phoenix 29%
- Decreases in the number of transfers to other institutions:
  - UC San Diego 25%
  - CSU San Marcos 48%
- There are slight variations among the colleges for the top 5 transfer destinations over five years:
  - SDSU and UCSD were the top two transfer institutions for students from City, Mesa, and Miramar.
  - CSU San Marcos was third most popular for Mesa and Miramar students, while National University was the third most popular transfer institution for City students with an 83% increase over five years.

# Transfer Destination by Ethnicity

- SDSU is the top transfer destination across all ethnic groups.
- UCSD is the second highest transfer destination for American Indian, Asian/Pacific Islander, Filipino, Latino and White students, and fourth highest for African American students.
- University of Phoenix is the second highest transfer destination for African American students and third highest destination for Latino students.

# Transfer Rates

- Three cohorts of students who demonstrated transfer seeking behaviors were tracked over six years for transfer:

Cohort Year	Tracked Years	Cohort Size	Transfer Rate
2003/04	2003-2009	1,743	41%
2004/05	2004-2010	2,132	46%
2005/06	2005-2011	1,934	44%

*External Benchmark: Average statewide transfer rate is 34%*

# Transfer Rates by Ethnicity

Average transfer rates for three cohorts

	<b>SDCCD Students</b>	<b>Statewide Benchmarks</b>
African America	37%	29%
American Indian	29%	26%
Asian/Pacific Islander	52%	43%
Filipino	50%	34%
Latino	37%	28%
White	45%	39%

# Transfer-Prepared Rates

- Three cohorts of students who completed 60 UC/CSU transferrable units, but did not transfer, were tracked over six years to determine potential transfer rate, if added to actual transfer rate:

Cohort Year	Tracked Years	Cohort Size	Transfer-Prepared Rate
2002/03	2002-2008	247	47%
2003/04	2003-2009	326	53%
2004/05	2004-2010	306	51%

# Top 10 Transfer Institutions

## 2008/09-2010/11

1. San Diego State University
2. University of California-San Diego
3. National University
4. California State University – San Marcos
5. University of Phoenix
6. University of San Diego
7. Ashford University
8. University of California – Berkeley
9. University of California –Los Angeles
10. San Francisco State University

**IRRP**

[research.sdccd.edu](http://research.sdccd.edu)